



# Federal Market Analysis Report

**Presented by:** Small Business Development Group

 136 4th St N Suite 229  
St. Petersburg FL, 33701

 (813) 592-0794

 [info@smallbizdevgroup.com](mailto:info@smallbizdevgroup.com)

 [www.smallbizdevgroup.com](http://www.smallbizdevgroup.com)





# Federal Market Analysis

## TABLE OF CONTENTS

---

### RESEARCH METHODOLOGY

### DATA EXPLANATION

- Fiscal Year
- Level 1 Research: Keywords Used
- Level 2 Research: NAICS & PSC Used
- Research Refinement: Size of Total Market

### TOP TARGETS OVERALL

- Top Departments
- Top Agencies
- Top Offices Within Top Agencies

### COMPETITOR ANALYSIS

- Top Competitors Overall
- Top Small Business Competitors
- Top Competitors Requiring Subcontractors

### COMPETITION ANALYSIS


- Number of Offers Received
- Solicitation Procedures
- Posted in Beta.Sam.Gov?
- Reason Not Competed
- What Was The Award Type?

### SOCIO-ECONOMIC INFO

- Socio-Economic Set-Aside Used
- Most Small Business Friendly Agencies
- Agency Set-Aside Goals

### RECOMMENDATIONS

- Top Agencies We Recommend Targeting
- Agency Points of Contact



# DATA EXPLANATION

## Fiscal Year 2020-2021

- **Why?** The fiscal year data range offers us a combination of both the most recent data along with a large enough volume of data to identify trends.

## Keywords Provided :

Top 5 Results	#	Total Value
1 Project Management	25	\$36,904,345
2 Consulting	14	\$6,128,009
3 Software Maintenance	5	\$222,208
4 Management Consulting	2	\$1,125,235

## Remaining Keywords

- No More Keywords

## Keywords With No Results

- Computer Hardware Consulting(0), Computer Network Consulting(0), Computer Software Consulting(0), Data Security(0), Identity Theft(0), IT Consulting(0), Networking Services (Including Installation, Security, And Maintenance)(0), Program Development(0), Programming Services, Computer(0), Project Development(0), Safety Consulting(0), Security Consulting(0), Software Support(0), Software Updating Services(0), Strategic Consulting(0), Strategic Planning(0), System Implementation(0), System(S) Engineering(0), Technology Consulting(0), Technology Planning(0)



# DATA EXPLANATION

## Fiscal Year 2020-2021

- **Why?** The fiscal year data range offers us a combination of both the most recent data along with a large enough volume of data to identify trends.

## Keywords Suggested :

	Top 5 Results	#	Total Value
1	IT Support	16	\$7,903,320
2	Data Management	9	\$10,651,381
3	Technology Support	6	\$9,933,473
4	Operations And Maintenance	5	\$15,235,932
5	Sme Support	4	\$1,228,949

## Remaining Keywords

- Product Line Support (3) → (\$ 9,455,977)
- Training Support (3) → (\$ 462,665)
- Communications Support (3) → (\$ 1,446,055)
- Information Technology (IT) Support (3) → (\$ 1,808,677)
- Project Manager (3) → (\$ 951,260)
- IT Security (3) → (\$ 1,992,518)
- Design Support (2) → (\$ 1,107,594)
- Risk Management (2) → (\$ 328,993)
- Knowledge Management (2) → (\$ 990,730)
- Project Support (2) → (\$ 688,439)
- Professional Support (2) → (\$ 781,422)
- Information Management System (2) → (\$ 3,051,248)
- Data Collection (2) → (\$ 324,000)
- Project Coordinator (1) → (\$ 167,605)
- Technical And Data Support (1) → (\$ 278,839)
- Analytical Support (1) → (\$ 1,326,137)
- Business Support (1) → (\$ 1,867,676)
- Source Selection (1) → (\$ 36,640)
- Strategy Development (1) → (\$ 149,818)
- Analyzing Software (1) → (\$ 128,669)
- Sustainment Support (1) → (\$ 179,995)
- Project Coordination (1) → (\$ 284,852)
- Research Support (1) → (\$ 0)
- Front Desk Support (1) → (\$ 7,557)
- Production Support (1) → (\$ 139,553)
- Operational And Integration Support (1) → (\$ 540,992)
- IT Project Manager (1) → (\$ 330,000)
- Technology Operations Management (1) → (\$ 514,706)
- Custom Implementation (1) → (\$ 651,857)
- Assistance For Acquisitions (1) → (\$ 625,808)
- Human Centered Design (1) → (\$ 1,596,493)
- Agile Preparedness (1) → (\$ 4,199,398)
- Human Capital Management (1) → (\$ 2,636,426)
- Impact Estimate (1) → (\$ 51,786)
- Non-Core IT Services (1) → (\$ 772,282)
- Database Analysis (1) → (\$ 49,000)
- Business Process (1) → (\$ 105,000)
- PPM (1) → (\$ 1,255,086)

## Suggested But Rejected Keywords

- No Keywords



# DATA EXPLANATION

## Fiscal Year 2020-2021

- **Why?** The fiscal year data range offers us a combination of both the most recent data along with a large enough volume of data to identify trends.

### Keywords Used :

	Top 10 Results	#	Total Value
1	Project Management	25	36,904,344.53
2	It Support	16	7,903,319.62
3	Consulting	14	6,128,009.37
4	Data Management	9	10,651,381.01
5	Technology Support	6	9,933,472.58
6	Software Maintenance	5	222,207.89
7	Operations And Maintenance	5	15,235,931.82
8	Sme Support	4	1,228,948.68
9	Training Support	3	462,665.00
10	Communications Support	3	1,446,055.40

### Remaining Keywords

- Project Manager (3) → (\$ 951,260)
- Product Line Support (3) → (\$ 9,455,977)
- It Security (3) → (\$ 1,992,518)
- Information Technology (It) Support (3) → (\$ 1,808,677)
- Information Management System (2) → (\$ 3,051,248)
- Project Support (2) → (\$ 688,439)
- Knowledge Management (2) → (\$ 990,730)
- Risk Management (2) → (\$ 328,993)
- Professional Support (2) → (\$ 781,422)
- Design Support (2) → (\$ 1,107,594)
- Management Consulting (2) → (\$ 1,125,235)
- Data Collection (2) → (\$ 324,000)
- Analyzing Software (1) → (\$ 128,669)
- Human Centered Design (1) → (\$ 1,596,493)
- Impact Estimate (1) → (\$ 51,786)
- Custom Implementation (1) → (\$ 651,857)
- It Business & Administrativer Management (1) → (\$ 607,268)
- Research Support (1) → (\$ 0)
- Technical And Data Support (1) → (\$ 278,839)
- Ppm (1) → (\$ 1,255,086)
- Business Process (1) → (\$ 105,000)
- Data Management & Business Process (1) → (\$ 669,186)
- Business Support & It Business (1) → (\$ 1,697,488)
- Project Coordination (1) → (\$ 284,852)
- Business Support (1) → (\$ 1,867,676)
- Project Management & Ppm (1) → (\$ 235,705)
- Agile Preparedness (1) → (\$ 4,199,398)
- Analytical Support (1) → (\$ 1,326,137)
- Front Desk Support (1) → (\$ 7,557)
- Technology Operations Management (1) → (\$ 514,706)
- Non-Core It Services (1) → (\$ 772,282)
- Human Capital Management (1) → (\$ 2,636,426)
- Consulting & Project Management (1) → (\$ 29,280)
- Project Coordinator (1) → (\$ 167,605)
- Sustainment Support (1) → (\$ 179,995)
- Production Support (1) → (\$ 139,553)
- Strategy Development (1) → (\$ 149,818)
- It Project Manager (1) → (\$ 330,000)
- Database Analysis (1) → (\$ 49,000)
- Assistance For Acquisitions (1) → (\$ 625,808)
- Management Consulting & Data Management (1) → (\$ 14,892)
- Systems Engineering (1) → (\$ 250,014)
- Operational And Integration Support (1) → (\$ 540,992)
- Source Selection (1) → (\$ 36,640)
- It Modernization & Business Process Reengineering (1) → (\$ 307,870)



# DATA EXPLANATION

## NAICS Codes Used:

	Primary NAICS Codes	#	Total Value
1	541519   Other Computer Related Services	313	\$249,604,380

## Secondary NAICS Codes

2. 541512 | Computer Systems Design Services → (210)
3. 541611 | Administrative Management And General Management Consulting Services → (187)
4. 541511 | Custom Computer Programming Services → (118)
5. 541513 | Computer Facilities Management Services → (31)

## PSC Codes Used:

	Primary PSC Codes	#	Total Value
1	R408   Support- Professional: Program Management/Support	593	\$653,793,351

## Secondary PSC Codes

2. R410 | Support- Professional: Program Evaluation/Review/Development → (79)
3. D399 | IT And Telecom- Other IT And Telecommunications → (41)
4. DA01 | IT And Telecom - Business Application/Application Development Support Services (Labor) → (24)
5. D318 | IT And Telecom- Integrated Hardware/Software/Services Solutions, Predominantly Services → (20)
6. DF01 | IT And Telecom - IT Management Support Services (Labor) → (15)
7. D306 | IT And Telecom- Systems Analysis → (11)
8. D302 | IT And Telecom- Systems Development → (9)
9. D317 | IT And Telecom- Web-Based Subscription → (7)
10. D319 | IT And Telecom- Annual Software Maintenance Service Plans → (6)



# TOTAL MARKET: Departments & Agencies

The following are the top 10 Departments by spending that fall within your 1st level targeting criteria (Primary Codes + Keywords).

Top 10 Departments		Award	Value
1	DEPARTMENT OF HEALTH AND HUMAN SERVICES (HHS)	101	\$137,558,653
2	DEPARTMENT OF DEFENSE (DOD)	144	\$115,537,301
3	DEPARTMENT OF HOMELAND SECURITY (DHS)	52	\$104,870,126
4	DEPARTMENT OF THE TREASURY (TREAS)	96	\$104,471,321
5	DEPARTMENT OF COMMERCE (DOC)	48	\$99,459,641
6	DEPARTMENT OF JUSTICE (DOJ)	65	\$78,063,255
7	DEPARTMENT OF VETERANS AFFAIRS (VA)	23	\$32,663,692
8	DEPARTMENT OF AGRICULTURE (USDA)	32	\$31,225,710
9	GENERAL SERVICES ADMINISTRATION (GSA)	65	\$23,342,249
10	DEPARTMENT OF STATE (DOS)	52	\$22,144,106
<b>Grand Total</b>		<b>678</b>	<b>\$749,336,053</b>


The following are the top 20 Agencies by spending that fall within your 1st level targeting criteria (Primary Codes + Keywords).

Top 20 Agencies		Award	Value
1	INTERNAL REVENUE SERVICE	53	\$71,508,685
2	NATIONAL OCEANIC AND ATMOSPHERIC ADMINISTRATION	18	\$69,428,138
3	FOOD AND DRUG ADMINISTRATION	32	\$51,354,644
4	VETERANS AFFAIRS, DEPARTMENT OF	23	\$32,663,692
5	U.S. CUSTOMS AND BORDER PROTECTION	12	\$32,401,282
6	DEPT OF THE ARMY	20	\$31,848,678
7	BUREAU OF THE FISCAL SERVICE	40	\$29,888,877
8	DRUG ENFORCEMENT ADMINISTRATION	31	\$27,808,664
9	CENTERS FOR MEDICARE AND MEDICAID SERVICES	3	\$24,966,127
10	NATIONAL INSTITUTES OF HEALTH	35	\$23,531,868
11	STATE, DEPARTMENT OF	52	\$22,144,106
12	DEFENSE LOGISTICS AGENCY	20	\$20,049,933
13	FEDERAL ACQUISITION SERVICE	57	\$20,003,815
14	DEPT OF THE AIR FORCE	26	\$19,610,020
15	CENTERS FOR DISEASE CONTROL AND PREVENTION	5	\$19,330,491
16	U.S. IMMIGRATION AND CUSTOMS ENFORCEMENT	4	\$18,607,887
17	USDA, DEPARTMENTAL ADMINISTRATION	13	\$17,414,044
18	OFFICE OF PROCUREMENT OPERATIONS	12	\$16,836,012
19	FEDERAL BUREAU OF INVESTIGATION	4	\$16,813,118
20	OFFICE OF THE ASSISTANT SECRETARY FOR ADMINISTRATION AND MANAGEMENT	4	\$16,010,982
<b>Grand Total</b>		<b>464</b>	<b>\$582,221,063</b>

MARKET OVERVIEW

# TOTAL MARKET: Agencies & Offices







Logo	Department	Agency	Office Name	Award	Value
	DEPARTMENT OF THE TREASURY (TREAS)	INTERNAL REVENUE SERVICE	NATIONAL OFFICE - PROCUREMENT OITA	46	\$71,040,766
			SOUTHEAST REGION	3	\$282,075
			MIDWEST REGION	3	\$181,644
			NATIONAL OFFICE - PROCUREMENT OBO	1	\$4,200
			<b>Total</b>	<b>53</b>	<b>\$71,508,685</b>
	DEPARTMENT OF COMMERCE (DOC)	NATIONAL OCEANIC AND ATMOSPHERIC ADMINISTRATION	DEPT OF COMMERCE NOAA	18	\$69,428,138
			<b>Total</b>	<b>18</b>	<b>\$69,428,138</b>
	DEPARTMENT OF HEALTH AND HUMAN SERVICES (HHS)	FOOD AND DRUG ADMINISTRATION	FDA OFFICE OF ACQ GRANT SVCS	23	\$44,593,178
			FDA OFFICE OF ACQ&GRANT SVCS	9	\$6,761,466
			<b>Total</b>	<b>32</b>	<b>\$51,354,644</b>
	DEPARTMENT OF VETERANS AFFAIRS (VA)	VETERANS AFFAIRS, DEPARTMENT OF	TECHNOLOGY ACQUISITION CENTER NJ (36C10B)	4	\$21,531,915
			ACQUISITION CENTER - F	1	\$3,716,151
			TECHNOLOGY ACQUISITION CENTER	1	\$2,871,057
			SAC FREDERICK (36C10X)	1	\$2,188,570
			PCAC HEALTH INFORMATION (36C776)	3	\$1,195,444
			PCAC HEALTH INFORMATION	1	\$349,908
			245-NETWORK CONTRACT OFFICE 5 (36C2)	1	\$259,000
			244-NETWORK CONTRACT OFC 4 (00244)	1	\$245,308
			250-NETWORK CONTRACT OFC 10(00250)	2	\$67,761
			246-NETWORK CONTRACTING OFFICE 6 (36C246)	1	\$60,940
			262-NETWORK CONTRACT OFFICE 22L (36C262)	1	\$44,940
			262-NETWORK CONTRACT OFC 22(00262)	1	\$34,985
			256-NETWORK CONTRACT OFC 16(00256)	1	\$29,280
			69D-NETWORK CONTRACT OFC 12(0069D)	1	\$24,569
			260-NETWORK CONTRACT OFFICE 20 (36C260)	2	\$22,200
242-NETWORK CONTRACT OFFICE 02 (36C242)	1	\$21,665			
<b>Total</b>	<b>23</b>	<b>\$32,663,692</b>			
	DEPARTMENT OF HOMELAND SECURITY (DHS)	U.S. CUSTOMS AND BORDER PROTECTION	BORDER ENFORCEMENT CTR DIV	8	\$31,940,840
			AIR AND MARINE CTR DIV	1	\$328,000
			INFORMATION TECHNOLOGY CTR DIV	1	\$120,660
			DHS CUSTOMES AND BORDER PROTECTION	1	\$11,782
			MISSION SUPPORT CTR DIV	1	\$0
<b>Total</b>	<b>12</b>	<b>\$32,401,282</b>			
	DEPARTMENT OF DEFENSE (DOD)	DEPT OF THE ARMY	W6QK ACC-PICA	3	\$17,330,151
			W6QM MICC-FDO FT EUSTIS	2	\$4,486,677
			W4PZ USA MED RSCH ACQUIS ACT	3	\$4,163,782
			W4MM USA JOINT MUNITIONS CMD	5	\$3,370,539
			US ARMY HUMPHREYS ENGINEER CTR SPT	1	\$1,867,676
			W6QK ACC-APG	1	\$194,817
			W6QM MICC FT LEE	1	\$177,095
			W7M7 USPFO ACTIVITY IN ARNG	1	\$110,074
			W2R2 USA ENGR R AND D CTR	1	\$99,972
			W7NH USPFO ACTIVITY MSANG CRTC	1	\$42,904
			W7MU USPFO ACTIVITY AK ARNG	1	\$4,991
<b>Total</b>	<b>20</b>	<b>\$31,848,678</b>			
	DEPARTMENT OF THE TREASURY (TREAS)	BUREAU OF THE FISCAL SERVICE	FISCAL SERVICE	31	\$27,623,704
			ARC DIV PROC SVCS - FINCEN	2	\$1,276,454
			ARC DIV PROC SVCS - SIGTARP	2	\$478,719
			ARC DIV PROC SVCS - NMB	3	\$398,456
			ARC DIV PROC SVCS - GULF COAST	1	\$81,679
			ARC DIV PROC SVCS - HUD OIG	1	\$29,865
<b>Total</b>	<b>40</b>	<b>\$29,888,877</b>			




MARKET OVERVIEW









# TOTAL MARKET: Agencies & Offices

Logo	Department	Agency	Office Name	Award	Value			
	DEPARTMENT OF HEALTH AND HUMAN SERVICES (HHS)	CENTERS FOR MEDICARE AND MEDICAID SERVICES	OFC OF ACQUISITION AND GRANTS MGMT	3	\$24,966,127			
			NATIONAL INSTITUTES OF HEALTH	NIH NCI	4	\$11,933,676		
		NATIONAL INSTITUTES OF HEALTH NLM		22	\$8,317,204			
		NATIONAL INSTITUTES OF HEALTH OLAO		6	\$3,134,996			
		NATIONAL INSTITUTES OF HEALTH NIMH		1	\$75,000			
		NATIONAL INSTITUTES OF HEALTH NHGRI	2	\$70,992				
<b>Total</b>				<b>38</b>	<b>\$48,497,995</b>			
	DEPARTMENT OF JUSTICE (DOJ)	DRUG ENFORCEMENT ADMINISTRATION	HEADQUARTERS	31	\$27,808,664			
			<b>Total</b>			<b>31</b>	<b>\$27,808,664</b>	
	DEPARTMENT OF STATE (DOS)	STATE, DEPARTMENT OF	ACQUISITIONS - AQM MOMENTUM	47	\$21,208,566			
			ACQUISITIONS - INL	3	\$701,459			
			AMERICAN EMBASSY MEXICO - NAS	1	\$234,081			
			ACQUISITIONS - FSI	1	\$0			
<b>Total</b>				<b>52</b>	<b>\$22,144,106</b>			
	DEPARTMENT OF DEFENSE (DOD)	DEFENSE LOGISTICS AGENCY	DCSO PHILADELPHIA	18	\$19,232,931			
			DCSO FORT BELVOIR	2	\$817,002			
<b>Total</b>				<b>20</b>	<b>\$20,049,933</b>			
	GENERAL SERVICES ADMINISTRATION (GSA)	FEDERAL ACQUISITION SERVICE	GSA FAS AAS REGION 11	4	\$10,047,849			
			GSA FAS AAS REGION 3	1	\$6,195,169			
			TTS OFFICE OF AQUISION	1	\$1,000,000			
			GSA FAS AAS REGION 5	2	\$934,975			
			GSA FAS AAS FEDSIM	1	\$780,000			
			GSA/FAS ITC OFFICE OF ACQUISITION OPERATIONS, INTERAGENCY CONTRACTS	2	\$416,335			
			GSA FAS AAS REGION 4	1	\$356,058			
			FAS SYSTEMS TRANSFORMATION	1	\$273,430			
			GSA FAS AAS REGION 9	1	\$0			
			GSA/FAS CENTER FOR IT SCHEDULE PROG	11	\$0			
			GSA/FAS ITS STRATEGIC SOLUTIONS CON	7	\$0			
			GSA/FAS SCIENTFC,TEMP SVCS,ADINT	1	\$0			
			GSA/FAS/PSHC/OASIS	1	\$0			
			GSA/FAS/PSHC/PROF SRVCS SCHED-PSS	23	\$0			
<b>Total</b>				<b>57</b>	<b>\$20,003,815</b>			
	DEPARTMENT OF DEFENSE (DOD)	DEPT OF THE AIR FORCE	FA7014 AFDW PK	1	\$7,608,038			
			FA8771 AFLCMC HIBC	2	\$4,114,029			
			FA3002 338 ESS CC	6	\$2,349,693			
			FA3002 338 SCONS CC	2	\$1,875,616			
			FA4800 633 CONS PKP	1	\$1,233,876			
			FA2816 SMC PK PKO	1	\$772,282			
			FA7146 CONCEPTS DEVL MGT SAF CDM	1	\$423,139			
			FA8630 AFLCMC WFK	2	\$361,848			
			FA8052 773 ESS PK	2	\$252,000			
			FA4484 87 CONS PK	1	\$219,840			
			FA8224 OL H PZI PZIM	1	\$139,553			
			FA4814 6 CONS PK	1	\$105,600			
			FA4861 99 CONS LGC	1	\$71,040			
			FA8612 AFLCMC CAIO	1	\$43,519			
			FA8726 AFLCMC HNK C3IN	1	\$24,910			
			FA4419 97 CONF CC	1	\$11,894			
			FA8201 OL H PZIO	1	\$3,142			
			<b>Total</b>				<b>26</b>	<b>\$19,610,020</b>



# TOTAL MARKET: Agencies & Offices

Logo	Department	Agency	Office Name	Award	Value
	DEPARTMENT OF HEALTH AND HUMAN SERVICES (HHS)	CENTERS FOR DISEASE CONTROL AND PREVENTION	CDC OFFICE OF ACQUISITION SERVICES	5	\$19,330,491
<b>Total</b>				<b>5</b>	<b>\$19,330,491</b>
	DEPARTMENT OF HOMELAND SECURITY (DHS)	U.S. IMMIGRATION AND CUSTOMS ENFORCEMENT	INFORMATION TECHNOLOGY DIVISION MISSION SUPPORT WASHINGTON	3 1	\$17,264,753 \$1,343,134
<b>Total</b>				<b>4</b>	<b>\$18,607,887</b>
	DEPARTMENT OF AGRICULTURE (USDA)	USDA, DEPARTMENTAL ADMINISTRATION	USDA, OCP/POD ACQ MGMT BRANCH FTC USDA, OCP-POD-ACQ-MGMT-BRANCH-FTC	6 7	\$16,854,146 \$559,898
<b>Total</b>				<b>13</b>	<b>\$17,414,044</b>
	DEPARTMENT OF HOMELAND SECURITY (DHS)	OFFICE OF PROCUREMENT OPERATIONS	DEPT OPS ACQ DIV CISA ACQ DIV INFO TECH ACQ CENTER CWMD ACQ DIV SCI&TECH ACQ DIV SCI TECH ACQ DIV	3 2 3 2 1 1	\$4,964,025 \$4,099,684 \$3,290,307 \$2,352,687 \$1,637,142 \$492,167
<b>Total</b>				<b>12</b>	<b>\$16,836,012</b>
	DEPARTMENT OF JUSTICE (DOJ)	FEDERAL BUREAU OF INVESTIGATION	DIVISION 1200	4	\$16,813,118
<b>Total</b>				<b>4</b>	<b>\$16,813,118</b>
	DEPARTMENT OF LABOR (DOL)	OFFICE OF THE ASSISTANT SECRETARY FOR ADMINISTRATION AND MANAGEMENT	DOL - CAS DIVISION 2 PROCUREMENT DOL - ITAS DIVISION A PROCUREMENT DOL-ITAS DIVISION B PROCUREMENT	1 2 1	\$12,094,832 \$2,916,150 \$1,000,000
<b>Total</b>				<b>4</b>	<b>\$16,010,982</b>

MARKET OVERVIEW

# TOTAL MARKET: Top Competitors

The following is a list of the Top 20 competitors currently being awarded contracts within your 1st level targeting criteria regardless of business size.

	Top 20 Competitors	Award	Value
1	BOOZ ALLEN HAMILTON HOLDING CORPORATION	22	\$64,111,494
2	GENERAL DYNAMICS CORPORATION	18	\$63,703,248
3	DELOITTE LLP	14	\$52,277,961
4	DELOITTE CONSULTING LLP	22	\$42,304,607
5	NESTER CONSULTING LLC	1	\$17,424,288
6	CERTIPATH LLC	3	\$15,362,611
7	NOBLIS INC.	2	\$14,410,603
8	SAVANTAGE FINANCIAL SERVICES INC.	1	\$14,325,134
9	DRT STRATEGIES INC.	17	\$14,132,240
10	INTERNATIONAL BUSINESS MACHINES CORPORATION	5	\$13,399,539
11	AUDACIOUS INQUIRY LLC	2	\$12,809,031
12	TEKPRO SERVICES LLC	1	\$12,094,832
13	NTT DATA FEDERAL INC.	5	\$11,443,283
14	TANTUS TECHNOLOGIES INC.	1	\$10,584,231
15	NTT DATA FEDERAL SERVICES INC.	7	\$10,411,405
16	ACCENTURE FEDERAL SERVICES LLC	2	\$10,378,301
17	KONIAG INC.	3	\$9,969,993
18	GRANT THORNTON INTERNATIONAL LTD	8	\$9,748,452
19	MANTECH INTERNATIONAL CORPORATION	1	\$8,720,830
20	ON ASSIGNMENT INC.	5	\$8,470,979
	<b>Grand Total</b>	<b>140</b>	<b>\$416,083,061</b>

The following is a list of the Top 20 SMALL BUSINESSES being awarded contracts within your 1st level targeting criteria.

	Top 20 Small Business	Award	Value
1	NESTER CONSULTING LLC	1	\$17,424,288
2	CERTIPATH LLC	3	\$15,362,611
3	SAVANTAGE FINANCIAL SERVICES INC.	1	\$14,325,134
4	DRT STRATEGIES INC.	17	\$14,132,240
5	AUDACIOUS INQUIRY LLC	2	\$12,809,031
6	TEKPRO SERVICES LLC	1	\$12,094,832
7	TANTUS TECHNOLOGIES INC.	1	\$10,584,231
8	KONIAG INC.	3	\$9,969,993
9	TRIBALCO LLC	1	\$8,073,489
10	GOLDBELT INCORPORATED	1	\$7,608,038
11	ARCTIC SLOPE MISSION SERVICES LLC	8	\$7,168,429
12	ETELLIGENT GROUP LLC	5	\$6,830,173
13	SWISH DATA CORPORATION	1	\$6,669,972
14	ALL NATIVE LINK JOINT VENTURE	3	\$6,075,845
15	BNL INC.	2	\$6,052,669
16	THINK TANK INCORPORATED	1	\$5,940,697
17	ARDENT DEFENSE SERVICES LLC	6	\$5,221,546
18	CREOAL CONSULTING LLC	5	\$5,043,654
19	ASRC FEDERAL DATA NETWORKX LLC	1	\$4,964,763
20	RAINMAKERS GOVERNMENT SOLUTIONS LLC	2	\$4,906,278
	<b>Grand Total</b>	<b>65</b>	<b>\$181,257,912</b>

MARKET OVERVIEW

# TOTAL MARKET: Subcontracting Info

The following information indicates which of your competitors won contracts within your 1st level targeting criteria which required them to have subcontracting plans in place. This can assist in identify potential allies that you may be able to perform subcontracting work for in the future.

Contracts Requiring Sub-Contracting Plans	Award	Value
<b>C</b>	<b>17</b>	<b>\$40,940,478</b>
DELOITTE CONSULTING LLP	3	\$13,560,522
SRA INTERNATIONAL, INC.	1	\$11,379,978
MANTECH ADVANCED SYSTEMS INTERNATIONAL, INC.	1	\$8,720,830
CGI FEDERAL INCORPORATED	6	\$4,366,832
PERATON INC.	1	\$875,332
GENERAL DYNAMICS INFORMATION TECHNOLOGY, INC.	1	\$864,086
GUIDEHOUSE LLP	1	\$661,875
INTERNATIONAL BUSINESS MACHINES CORPORATION	1	\$268,290
APPRISE INCORPORATED	1	\$153,770
HITACHI CONSULTING CORPORATION	1	\$88,964
<b>D</b>	<b>2</b>	<b>\$72,306</b>
MONSTER GOVERNMENT SOLUTIONS, LLC	2	\$72,306
<b>E</b>	<b>2</b>	<b>\$2,724,141</b>
THE MITRE CORPORATION	2	\$2,724,141
<b>F</b>	<b>28</b>	<b>\$130,827,644</b>
CSRA LLC	2	\$49,105,825
BOOZ ALLEN HAMILTON INC.	8	\$20,560,612
NOBLIS, INC.	2	\$14,410,603
ACCENTURE FEDERAL SERVICES LLC	3	\$11,448,192
ECS FEDERAL, LLC	2	\$7,912,253
CACI, INC. - FEDERAL	5	\$6,975,488
NTT DATA FEDERAL SERVICES, INC.	1	\$6,849,595
INTERNATIONAL BUSINESS MACHINES CORPORATION	2	\$4,924,740
AT&T GOVERNMENT SOLUTIONS, INC.	1	\$4,504,159
DELOITTE & TOUCHE LLP	2	\$4,136,176
<b>G</b>	<b>28</b>	<b>\$18,539,157</b>
INTERNATIONAL BUSINESS MACHINES CORPORATION	1	\$8,206,508
CACI, INC. - FEDERAL	14	\$5,710,732
SENTURE LIMITED LIABILITY COMPANY	1	\$1,722,720
PAE NATIONAL SECURITY SOLUTIONS LLC	2	\$1,258,650
CSRA LLC	2	\$715,133
ERNST & YOUNG LLP	1	\$410,055
CGI FEDERAL INC.	2	\$309,509
INFO-TECH RESEARCH GROUP INC.	2	\$147,610
3M COMPANY	2	\$33,671
IMMIXTECHNOLOGY, INC.	1	\$24,569
<b>Grand Total</b>	<b>77</b>	<b>\$193,103,726</b>

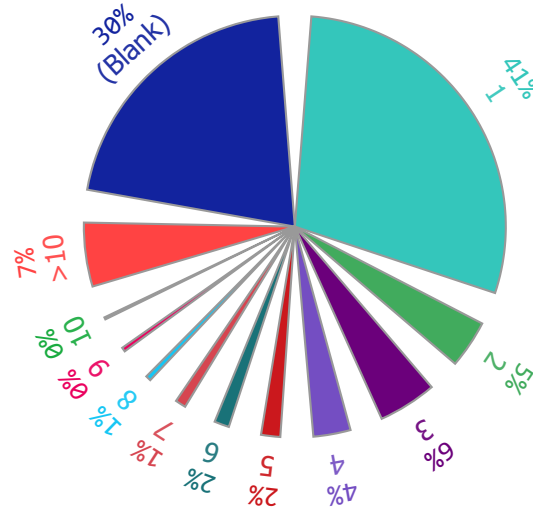
Code	Short Description	Long Description
C	Plan Required - Incentive Not Included	Includes a Subcontracting Plan, but does not include additional incentives (FAR 19.702(a) and FAR 19.708(c)). This value is end dated as of May 1, 2015.
D	Plan Required - Incentive Included	Includes a Subcontracting Plan and also includes additional incentives (FAR 19.702(a), FAR 19.708(c) and DFARS 219.708(c)). This value is end dated as of May 1, 2015.
E	Plan Required (Pre 2004)	Plan Required (Pre 2004)
F	Individual Subcontract Plan	Applies to a specific contract with goals that covers the entire contract period, including option periods (FAR 19.701)
G	Commercial Subcontract Plan	Commercial plan" means a subcontracting plan (including goals) that covers the offerer's fiscal year and that applies to the entire production of commercial items sold by either the entire company or a portion thereof (e.g., division, plant, or product line) (FAR 19.701)

MARKET OVERVIEW

# TOTAL MARKET: Competition Information

The following table and graph shows the amount of offers received anytime a contract in your 1st level targeting criteria was put out for bid.

Offers	#	%
1	354	41%
2	45	5%
3	55	6%
4	35	4%
5	18	2%
6	14	2%
7	10	1%
8	5	1%
9	4	0%
10	2	0%
>10	60	7%
(Blank)	257	30%



The following table shows if the contracts were posted in beta.sam.gov as open solicitations before being awarded.

Was It Posted in SAM?	Award	Value	%
YES	390	\$437,164,043	45%
NOT APPLICABLE	153	\$127,651,430	18%
NO	136	\$118,192,642	16%
(Blank)	180	\$165,687,216	21%
<b>Grand Total</b>	<b>859</b>	<b>\$848,695,331</b>	<b>100%</b>

The following table shows the way in which the contracts in your 1st level targeting criteria were competed.

How Was The Contract Competed?	Award	Value
	11	\$0
COMPETED UNDER SAP	36	\$21,938,220
FULL AND OPEN COMPETITION	485	\$559,577,871
FULL AND OPEN COMPETITION AFTER EXCLUSION OF SOURCES	139	\$115,395,733
NOT AVAILABLE FOR COMPETITION	66	\$67,943,956
NOT COMPETED	54	\$43,196,472
NOT COMPETED UNDER SAP	68	\$40,643,079
<b>Grand Total</b>	<b>859</b>	<b>\$848,695,331</b>

The following table shows the list of reasons that were coded when the contracting officer choose not to compete a contract on the full and open market.

Reason Not Competed	Award	Value
<b>NOT AVAILABLE FOR COMPETITION</b>	<b>66</b>	<b>\$67,943,956</b>
AUTHORIZED BY STATUTE (FAR 6.302-5(A)(2)(I))	66	\$67,943,956
<b>NOT COMPETED</b>	<b>54</b>	<b>\$43,196,472</b>
FOLLOW-ON CONTRACT (FAR 6.302-1(A)(2)(II/III))	1	\$1,000,000
MOBILIZATION, ESSENTIAL R&D (FAR 6.302-3)	1	\$192,493
ONLY ONE SOURCE-OTHER (FAR 6.302-1 OTHER)	41	\$15,605,563
UNIQUE SOURCE (FAR 6.302-1(B)(1))	5	\$3,301,406
URGENCY (FAR 6.302-2)	6	\$23,097,011
<b>NOT COMPETED UNDER SAP</b>	<b>68</b>	<b>\$40,643,079</b>
	7	\$1,355,029
AUTHORIZED BY STATUTE (FAR 6.302-5(A)(2)(I))	24	\$19,041,713
LESS THAN OR EQUAL TO THE MICRO-PURCHASE THRESHOLD	2	\$10,935
SAP NON-COMPETITION (FAR 13)	35	\$20,235,402
<b>Grand Total</b>	<b>188</b>	<b>\$151,783,507</b>

MARKET OVERVIEW

# TOTAL MARKET: Competition Information

What Was The Award Type?	Award	Value
DELIVERY ORDER	400	\$472,397,695
BPA CALL	226	\$256,585,768
NOT LISTED	94	\$424,400
PURCHASE ORDER	82	\$21,985,774
DEFINITIVE CONTRACT	57	\$97,301,694
<b>Total</b>	<b>859</b>	<b>\$848,695,331</b>

A **Purchase Order** is an offer by the Government to the supplier to buy certain supplies or services upon specific terms and conditions. The PO falls under simplified acquisition procedures.

A **Delivery Order** contract means a contract for supplies that does not procure or specify a firm quantity of supplies (other than a minimum or maximum quantity) and that provides for the issuance of orders for the delivery of supplies during the period of the contract.

A **Basic Ordering Agreement (BOA)** is a written instrument of understanding, negotiated between an agency or contracting activity and a contractor, that: Contains contract clauses applying to future contracts between the parties during its term.

A **Blanket Purchase Agreement (BPA)** is a simplified method of filling anticipated repetitive needs for supplies or services by establishing "charge accounts" with qualified sources of supply. These charge accounts" allow ordering offices to establish relationships with contractors to provide themselves with an easy ordering tool.


An **Indefinite Delivery Contract (IDC)** is a vehicle that has been awarded to one or more vendors to facilitate the delivery of supply and service orders.

#### There are three types of Indefinite Delivery Contracts (IDC):

- **Definite Quantity Contract** provides for delivery of a definite quantity of supplies or services for a fixed period, with deliveries to be scheduled at designated locations upon order.
- **Requirements Contract** provides for filling all purchase requirements of designated government activities for supplies or services during a specified contract period, with deliveries to be scheduled by placing orders with the contractor.
- **Indefinite Quantity Contract** provides for an indefinite quantity, within stated limits, of specific supplies or services to be furnished during a fixed period with deliveries to be scheduled by placing orders with the contractor. The contract shall require the Government to order and the contractor to furnish at least a stated minimum quantity of supplies or services and, if ordered, the contractor to furnish any additional quantities not to exceed a stated maximum.

#### Indefinite Quantity Contracts are sometimes referred to as Task Order and Delivery Order Contracts.

- A **Task Order Contract** means a contract for services that does not procure or specify a firm quantity of services (other than a minimum or maximum quantity) and that provides for issuance of orders for the performance of tasks during the period of the contract.
- A **Delivery Order Contract** means a contract for supplies that does not procure or specify a firm quantity of supplies (other than a minimum or maximum quantity) and that provides for the issuance of orders for the delivery of supplies during the period of the contract.



MARKET OVERVIEW


# TOTAL MARKET: Socio-Economic Information

The following table indicates the Socio-Economic Set-Asides used when a contract was awarded within your 1st level targeting criteria.

Socio-Economic Set-Aside Used	Award	Value
8(A) SOLE SOURCE	71	\$94,577,673
8A COMPETED	7	\$16,725,695
HUBZONE SET-ASIDE	3	\$663,000
HUBZONE SOLE SOURCE	1	\$2,921,522
INDIAN ECONOMIC ENTERPRISE	1	\$1,697,488
NO SET ASIDE USED.	162	\$92,743,294
NOT APPLICABLE	554	\$596,584,854
SDVOSB SOLE SOURCE	3	\$785,911
SERVICE DISABLED VETERAN OWNED SMALL BUSINESS SET-ASIDE	10	\$13,417,816
SMALL BUSINESS SET ASIDE - TOTAL	46	\$25,978,076
WOMEN OWNED SMALL BUSINESS	1	\$2,600,000
<b>Grand Total</b>	<b>859</b>	<b>\$848,695,331</b>

The following table reveals the Top Agencies awarding contracts to your specific Socio-Economic Set-Asides. Essentially, your most "Small Business Friendly" Agencies

Most Small Business Friendly Agencies	Award	Value
<b>SMALL BUSINESS SET ASIDE - TOTAL</b>	<b>46</b>	<b>\$25,978,076</b>
NATIONAL AERONAUTICS AND SPACE ADMINISTRATION	5	\$441,367
DEPT OF THE AIR FORCE	4	\$1,619,316
DEFENSE LOGISTICS AGENCY	3	\$5,443,886
NATIONAL INSTITUTE OF STANDARDS AND TECHNOLOGY	3	\$657,416
WASHINGTON HEADQUARTERS SERVICES (WHS)	3	\$1,901,465
DEPARTMENTAL OFFICES	2	\$0
DEPT OF THE NAVY	2	\$57,673
EDUCATION, DEPARTMENT OF	2	\$1,824,478
FEDERAL ACQUISITION SERVICE	2	\$400,000
FEDERAL HIGHWAY ADMINISTRATION	2	\$2,075,266
OFFICE OF ADMINISTRATIVE SERVICES	2	\$168,673
STATE, DEPARTMENT OF	2	\$23,822
BUREAU OF THE FISCAL SERVICE	1	\$378,586
DEFENSE MICROELECTRONICS ACTIVITY (DMEA)	1	\$1,255,086
FEDERAL AVIATION ADMINISTRATION	1	\$300,000
INDIAN HEALTH SERVICE	1	\$12,205
INTERNAL REVENUE SERVICE	1	\$1,300,341
NATIONAL HIGHWAY TRAFFIC SAFETY ADMINISTRATION	1	\$1,326,137
OFFICE OF JUSTICE PROGRAMS	1	\$13,720
OFFICE OF PROCUREMENT OPERATIONS	1	\$1,995,380
OFFICE OF THE ASSISTANT SECRETARY FOR ADMINISTRATION (ASA)	1	\$278,839
OFFICE OF THE COMPTROLLER OF THE CURRENCY	1	\$2,428,435
OFFICE OF THE SECRETARY	1	\$1,950,465
U.S. COAST GUARD	1	\$0
U.S. CUSTOMS AND BORDER PROTECTION	1	\$120,660
UNITED STATES AGENCY FOR GLOBAL MEDIA, BBG	1	\$4,860
<b>WOMEN OWNED SMALL BUSINESS</b>	<b>1</b>	<b>\$2,600,000</b>
USDA, DEPARTMENTAL ADMINISTRATION	1	\$2,600,000
<b>Grand Total</b>	<b>47</b>	<b>\$28,578,076</b>



MARKET OVERVIEW

# TOTAL MARKET: Socio-Economic Information






The following information shows the small business set-aside goals for each government agency.

Departments/Agencies	SB	WOSB	SDVOSB	(8a)	HZ
AGENCY FOR INTERNATIONAL DEVELOPMENT (USAID)	12%	5%	3%	5%	3%
DEFENSE LOGISTICS AGENCY	30%	5%	2%	5%	2%
DEPARTMENT OF AGRICULTURE (USDA)	53%	5%	3%	5%	3%
DEPARTMENT OF COMMERCE (DOC)	37%	5%	3%	5%	3%
DEPARTMENT OF DEFENSE (DOD)	23%	5%	3%	5%	3%
DEPARTMENT OF EDUCATION (EDU)	20%	5%	3%	5%	3%
DEPARTMENT OF ENERGY (DOE)	10%	5%	3%	5%	3%
DEPARTMENT OF HEALTH AND HUMAN SERVICES (HHS)	22%	5%	3%	5%	3%
DEPARTMENT OF HOMELAND SECURITY (DHS)	33%	5%	3%	5%	3%
DEPARTMENT OF HOUSING AND URBAN DEV (HUD)	35%	5%	3%	5%	3%
DEPARTMENT OF JUSTICE (DOJ)	30%	5%	3%	5%	3%
DEPARTMENT OF LABOR (LABOR)	36%	5%	3%	5%	3%
DEPARTMENT OF STATE (DOS)	24%	5%	3%	5%	3%
DEPARTMENT OF THE INTERIOR (DOI)	51%	5%	3%	5%	3%
DEPARTMENT OF TRANSPORTATION (DOT)	23%	5%	3%	5%	3%
DEPARTMENT OF TREASURY (TREAS)	36%	5%	3%	5%	3%
DEPARTMENT OF VETERANS AFFAIRS (VA)	30%	5%	15%	5%	3%
DEPT OF THE AIR FORCE	18%	4%	3%	5%	1%
DEPT OF THE ARMY	26%	5%	3%	5%	3%
DEPT OF THE NAVY	17%	3%	2%	5%	1%
ENVIRONMENTAL PROTECTION AGENCY (EPA)	39%	5%	3%	5%	3%
FEDERAL AVIATION ADMINISTRATION	25%	5%	3%	10%	
FEDERAL HIGHWAY ADMINISTRATION	32%	5%	3%	5%	3%
GENERAL SERVICES ADMINISTRATION (GSA)	35%	5%	3%	5%	3%
NATIONAL AERONAUTICS AND SPACE ADMIN (NASA)	16%	5%	3%	5%	3%
NATIONAL PARK SERVICE	55%	5%	3%	5%	3%
NATIONAL SCIENCE FOUNDATION (NSF)	19%	5%	3%	5%	3%
NUCLEAR REGULATORY COMMISSION (NRC)	34%	5%	3%	5%	3%
OFFICE OF PERSONNEL MANAGEMENT (OPM)	30%	5%	3%	5%	3%
US GEOLOGICAL SURVEY	48%	5%	3%	5%	3%






MARKET OVERVIEW



# POINTS OF CONTACT

Logo	Agency	Office	NAME	EMAIL	PHONE
	INTERNAL REVENUE SERVICE	MIDWEST REGION	Redacted	Redacted	Redacted
		NATIONAL OFFICE - PROCUREMENT OBO	Redacted	Redacted	Redacted
		NATIONAL OFFICE - PROCUREMENT OITA	Redacted	Redacted	Redacted
		SOUTHEAST REGION	Redacted	Redacted	Redacted
	NATIONAL OCEANIC AND ATMOSPHERIC ADMINISTRATION	DEPT OF COMMERCE NOAA	Redacted	Redacted	Redacted
	FOOD AND DRUG ADMINISTRATION	FDA OFFICE OF ACQ GRANT SVCS	Redacted	Redacted	Redacted
	VETERANS AFFAIRS, DEPARTMENT OF	242-NETWORK CONTRACT OFFICE 02 (36C242)	Redacted	Redacted	Redacted
		244-NETWORK CONTRACT OFFICE 4 (36C244)	Redacted	Redacted	Redacted
		245-NETWORK CONTRACT OFFICE 5 (36C245)	Redacted	Redacted	Redacted
		246-NETWORK CONTRACTING OFFICE 6 (36C246)	Redacted	Redacted	Redacted
		250-NETWORK CONTRACT OFFICE 10 (36C250)	Redacted	Redacted	Redacted
		252-NETWORK CONTRACT OFFICE 12 (36C252)	Redacted	Redacted	Redacted
		256-NETWORK CONTRACT OFFICE 16 (36C256)	Redacted	Redacted	Redacted
		260-NETWORK CONTRACT OFFICE 20 (36C260)	Redacted	Redacted	Redacted
		262-NETWORK CONTRACT OFFICE 22L (36C262)	Redacted	Redacted	Redacted
		PCAC HEALTH INFORMATION (36C776)	Redacted	Redacted	Redacted
		SAC FREDERICK (36C10X)	Redacted	Redacted	Redacted
		TECHNOLOGY ACQUISITION CENTER NJ (36C10B)	Redacted	Redacted	Redacted
	U.S. CUSTOMS AND BORDER PROTECTION	AIR AND MARINE CTR DIV	Redacted	Redacted	Redacted
		BORDER ENFORCEMENT CTR DIV	Redacted	Redacted	Redacted
		DHS CUSTOMES AND BORDER PROTECTION	Redacted	Redacted	Redacted
		MISSION SUPPORT CTR DIV	Redacted	Redacted	Redacted

# POINTS OF CONTACT

Logo	Agency	Office	NAME	EMAIL	PHONE
	DEPT OF THE ARMY	US ARMY HUMPHREYS ENGINEER CTR SPT	Redacted	Redacted	Redacted
		W2R2 USA ENGR R AND D CTR	Redacted	Redacted	Redacted
		W4MM USA JOINT MUNITIONS CMD	Redacted	Redacted	Redacted
		W4PZ USA MED RSCH ACQUIS ACT	Redacted	Redacted	Redacted
		W6QK ACC-APG	Redacted	Redacted	Redacted
		W6QK ACC-PICA	Redacted	Redacted	Redacted
		W6QM MICC FT LEE	Redacted	Redacted	Redacted
		W6QM MICC-FDO FT EUSTIS	Redacted	Redacted	Redacted
	BUREAU OF THE FISCAL SERVICE	ARC DIV PROC SVCS - FINCEN	Redacted	Redacted	Redacted
		ARC DIV PROC SVCS - GULF COAST	Redacted	Redacted	Redacted
		ARC DIV PROC SVCS - HUD OIG	Redacted	Redacted	Redacted
		ARC DIV PROC SVCS - NMB	Redacted	Redacted	Redacted
		ARC DIV PROC SVCS - SIGTARP	Redacted	Redacted	Redacted
		FISCAL SERVICE	Redacted	Redacted	Redacted
	DRUG ENFORCEMENT ADMINISTRATION	HEADQUARTERS	Redacted	Redacted	Redacted
	CENTERS FOR MEDICARE AND MEDICAID SERVICES	OFC OF ACQUISITION AND GRANTS MGMT	Redacted	Redacted	Redacted
	NATIONAL INSTITUTES OF HEALTH	NATIONAL INSTITUTES OF HEALTH NHGRI	Redacted	Redacted	Redacted
		NATIONAL INSTITUTES OF HEALTH NIMH	Redacted	Redacted	Redacted
		NATIONAL INSTITUTES OF HEALTH NLM	Redacted	Redacted	Redacted
		NATIONAL INSTITUTES OF HEALTH OLAO	Redacted	Redacted	Redacted
		NIH NCI	Redacted	Redacted	Redacted

# TARGET MARKET: Departments & Agencies

The following are the top 10 Departments by spending that fall within your 1st level targeting criteria (Primary Codes + Keywords).

	Top 10 Department	Award	Value
1	DEPARTMENT OF HOMELAND SECURITY (DHS)	2	\$3,005,464
2	GENERAL SERVICES ADMINISTRATION (GSA)	1	\$2,440,952
3	DEPARTMENT OF THE TREASURY (TREAS)	4	\$1,909,293
4	DEPARTMENT OF DEFENSE (DOD)	8	\$1,212,310
5	NATIONAL AERONAUTICS AND SPACE ADMINISTRATION (NASA)	6	\$518,730
6	DEPARTMENT OF HEALTH AND HUMAN SERVICES (HHS)	6	\$486,178
7	DEPARTMENT OF JUSTICE (DOJ)	4	\$476,628
8	DEPARTMENT OF VETERANS AFFAIRS (VA)	3	\$345,893
9	DEPARTMENT OF HOUSING AND URBAN DEVELOPMENT (HUD)	1	\$243,865
10	DEPARTMENT OF AGRICULTURE (USDA)	4	\$188,062
	<b>Grand Total</b>	<b>39</b>	<b>\$10,827,375</b>


The following are the top 20 Agencies by spending that fall within your 1st level targeting criteria (Primary Codes + Keywords).

	Top 20 Agencies	Award	Value
1	U.S. COAST GUARD	1	\$2,993,682
2	FEDERAL ACQUISITION SERVICE	1	\$2,440,952
3	INTERNAL REVENUE SERVICE	4	\$1,909,293
4	DEPT OF THE ARMY	1	\$531,800
5	NATIONAL AERONAUTICS AND SPACE ADMINISTRATION	6	\$518,730
6	DEPT OF THE NAVY	4	\$495,083
7	VETERANS AFFAIRS, DEPARTMENT OF	3	\$345,893
8	FEDERAL PRISON INDUSTRIES / UNICOR	2	\$320,200
9	NATIONAL INSTITUTES OF HEALTH	2	\$252,029
10	HOUSING AND URBAN DEVELOPMENT, DEPARTMENT OF	1	\$243,865
11	DEFENSE HEALTH AGENCY (DHA)	2	\$171,466
12	USDA, DEPARTMENTAL ADMINISTRATION	1	\$168,137
13	FEDERAL BUREAU OF INVESTIGATION	1	\$149,877
14	OFFICE OF THE ASSISTANT SECRETARY FOR ADMINISTRATION (ASA)	1	\$141,575
15	NATIONAL OCEANIC AND ATMOSPHERIC ADMINISTRATION	2	\$122,542
16	NATIONAL HIGHWAY TRAFFIC SAFETY ADMINISTRATION	1	\$96,892
17	INDIAN HEALTH SERVICE	3	\$92,574
18	ENERGY, DEPARTMENT OF	1	\$62,233
19	BUREAU OF LAND MANAGEMENT	2	\$52,104
20	OFFICE OF THE SECRETARY	1	\$49,000
	<b>Grand Total</b>	<b>40</b>	<b>\$11,157,929</b>

MARKET OVERVIEW

# TARGET MARKET: Departments & Agencies

The following are the top 10 Departments by spending that fall within your 1st level targeting criteria (Primary Codes + Keywords).

Logo	Department	Agency	Office	Award	Value
	NATIONAL AERONAUTICS AND SPACE ADMINISTRATION (NASA)	NATIONAL AERONAUTICS AND SPACE ADMINISTRATION	NASA SHARED SERVICES CENTER	16	\$1,231,109
<b>Total</b>				<b>16</b>	<b>\$1,231,109</b>

Award or IDV Type	PURCHASE ORDER			
Solicitation Procedures   Offer   Vendor Name	Listed in SAM?	Set-Aside	Award	Value
<b>ONLY ONE SOURCE</b>			<b>2</b>	<b>\$185,400</b>
<b>1</b>				
<b>LYNCH JAQUELINE A</b>	NO	NONE USED	1	\$67,000
<b>VAN DER ROEST GROUP INC. THE</b>	NO	NONE USED	1	\$118,400
<b>SIMPLIFIED ACQUISITION</b>			<b>4</b>	<b>\$333,330</b>
<b>1</b>				
<b>HUMPHREYS &amp; ASSOCIATES INC.</b>	NO	NONE USED	1	\$23,938
<b>LYNCH JAQUELINE A</b>	NOT APPLICABLE	NONE USED	1	\$72,800
<b>REM SERVICES INC.</b>	NO	NONE USED	1	\$74,093
<b>3</b>				
<b>EMERGING CONSULTANT SOLUTIONS LLC</b>	YES	SB - TOTAL	1	\$162,500
<b>Grand Total</b>			<b>6</b>	<b>\$518,730</b>

#### DoDAAC Details :

-----

Office : NASA Shared Services Center - 80NSSC  
 POC : Not Listed  
 Address : Jerry Hlass Road, Bldg. 1111 Stennis Space Center MS 39529  
 POC Phone : Not Listed  
 Email : Not Listed

#### Small Business POC

-----

Office : NASA SHARED SERVICES CENTER - 80NSSC  
 POC : Redacted  
 POC Phone : Redacted  
 Email : Redacted


#### Directions



MARKET OVERVIEW

# TARGET MARKET: Departments & Agencies

The following are the top 10 Departments by spending that fall within your 1st level targeting criteria (Primary Codes + Keywords).

Logo	Department	Agency	Office	Award	Value
	DEPARTMENT OF STATE (DOS)	STATE, DEPARTMENT OF	ACQUISITIONS - AQM MOMENTUM	47	\$21,208,566
	<b>Total</b>			<b>47</b>	<b>\$21,208,566</b>

Award or IDV Type	PURCHASE ORDER			
Solicitation Procedures   Offer   Vendor Name	Listed in SAM?	Set-Aside	Award	Value
<b>ONLY ONE SOURCE</b>			1	\$14,000
1				
<b>QUALTRICS LABS INC.</b>	NO	NONE USED	1	\$14,000
<b>SIMPLIFIED ACQUISITION</b>			2	\$28,540
1				
<b>EMINENT IT LLC</b>	NOT APPLICABLE	NONE USED	1	\$15,425
<b>RAVENTEK SOLUTION PARTNERS LLC</b>	NOT APPLICABLE	NONE USED	1	\$13,115
<b>Grand Total</b>			<b>3</b>	<b>\$42,540</b>

DoDAAC Details :

-----  
 Office : Acquisitions - AQM Momentum - 19AQMM  
 POC : Pauline Autry  
 Address :Us Dept Of State, 2201 C St Nw Washington Dc 20520  
 POC Phone : (703) 508-7335  
 Email : Not Listed

Small Business POC

-----  
 Office : ACQUISITIONS - AQM MOMENTUM - 19AQMM  
 POC : Redacted  
 POC Phone : Redacted  
 Email : Redacted


## Directions



MARKET OVERVIEW

# TARGET MARKET: Departments & Agencies

The following are the top 10 Departments by spending that fall within your 1st level targeting criteria (Primary Codes + Keywords).

Logo	Department	Agency	Office	Award	Value
	DEPARTMENT OF HEALTH AND HUMAN SERVICES (HHS)	INDIAN HEALTH SERVICE	GREAT PLAINS AREA INDIAN HEALTH SVC	7	\$341,210
<b>Total</b>				<b>7</b>	<b>\$341,210</b>

Award or IDV Type	PURCHASE ORDER			
Solicitation Procedures   Offer   Vendor Name	Listed in SAM?	Set-Aside	Award	Value
<b>ONLY ONE SOURCE</b>			2	\$80,369
1				
<b>CHANGE HEALTHCARE OPERATIONS LLC</b>	NOT APPLICABLE	NONE USED	1	\$14,700
<b>COLOSSAL CONTRACTING LLC</b>	NOT APPLICABLE	NONE USED	1	\$65,669
<b>SIMPLIFIED ACQUISITION</b>			1	\$12,205
1				
<b>DATARAY INC</b>	NOT APPLICABLE	SB - TOTAL	1	\$12,205
<b>Grand Total</b>			<b>3</b>	<b>\$92,574</b>

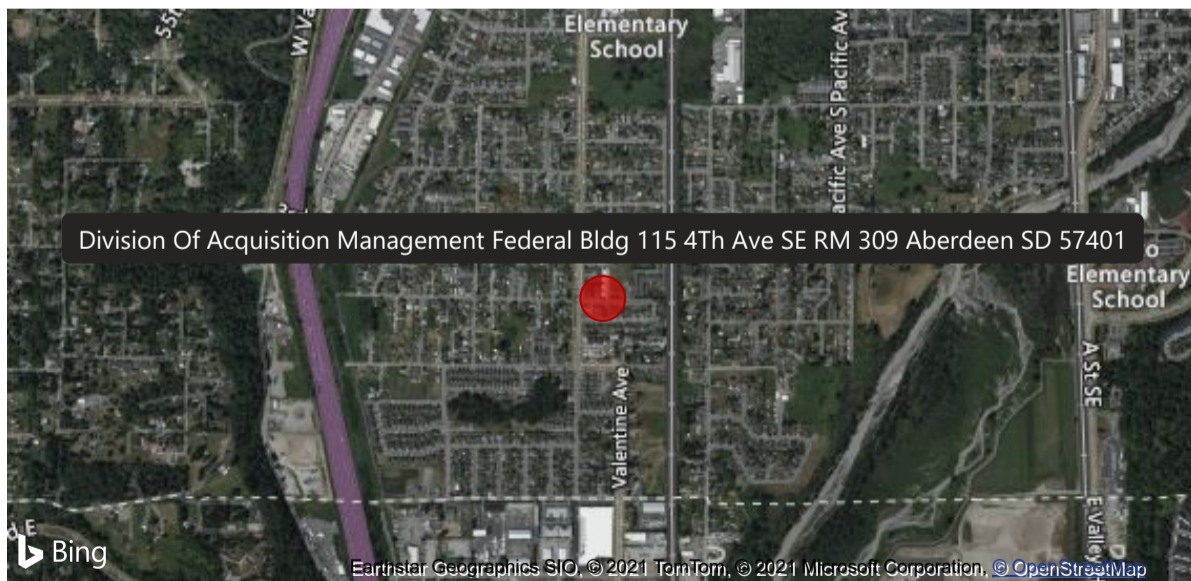
DoDAAC Details :

-----  
 Office : Great Plains Area Indian Health SVC - 75H706  
 POC : Not Listed  
 Address :Division Of Acquisition Management Federal Bldg 115 4Th Ave SE RM 309 Aberdeen SD 57401  
 POC Phone : Not Listed  
 Email : Not Listed

Small Business POC

-----  
 Office : GREAT PLAINS AREA INDIAN HEALTH SVC - 75H706  
 POC : Redacted  
 POC Phone : Redacted  
 Email : Redacted


## Directions



MARKET OVERVIEW

# TARGET MARKET: Departments & Agencies

The following are the top 10 Departments by spending that fall within your 1st level targeting criteria (Primary Codes + Keywords).

Logo	Department	Agency	Office	Award	Value
	DEPARTMENT OF DEFENSE (DOD)	DEPT OF THE NAVY	NAVSUP FLT LOG CTR NORFOLK	21	\$6,106,026
<b>Total</b>				<b>21</b>	<b>\$6,106,026</b>

Award or IDV Type	PURCHASE ORDER			
Solicitation Procedures	SIMPLIFIED ACQUISITION			
Offer   Vendor Name	Listed in SAM?	Set-Aside	Award	Value
1			2	\$409,263
<b>PERSPECTA INC.</b>	YES	NONE USED	2	\$409,263
<b>Grand Total</b>			<b>2</b>	<b>\$409,263</b>

## DoDAAC Details :

Office : NAVSUP FLT Log CTR Norfolk - N00189  
 POC : Not Listed  
 Address :Attention Code 301 1968 Gilbert Street Suite 600 Norfolk VA 23511-3392  
 POC Phone : Not Listed  
 Email : Not Listed

## Small Business POC

Office : NAVSUP FLT LOG CTR NORFOLK - N00189  
 POC : Redacted  
 POC Phone : Redacted  
 Email : Redacted

## Directions



MARKET OVERVIEW

# TARGET MARKET: Departments & Agencies

The following are the top 10 Departments by spending that fall within your 1st level targeting criteria (Primary Codes + Keywords).

Logo	Department	Agency	Office	Award	Value
	DEPARTMENT OF THE TREASURY (TREAS)	INTERNAL REVENUE SERVICE	NATIONAL OFFICE - PROCUREMENT OITA	46	\$71,040,766
<b>Total</b>				<b>46</b>	<b>\$71,040,766</b>

Award or IDV Type	PURCHASE ORDER			
Solicitation Procedures	ONLY ONE SOURCE			
Offer   Vendor Name	Listed in SAM?	Set-Aside	Award	Value
			2	\$1,899,358
1				
BERING - HUMANTOUCH JV 1 LLC	NOT APPLICABLE	NONE USED	1	\$916,258
MAKPAR ASSOCIATES LLC	NO	NONE USED	1	\$983,100
<b>Grand Total</b>			<b>2</b>	<b>\$1,899,358</b>

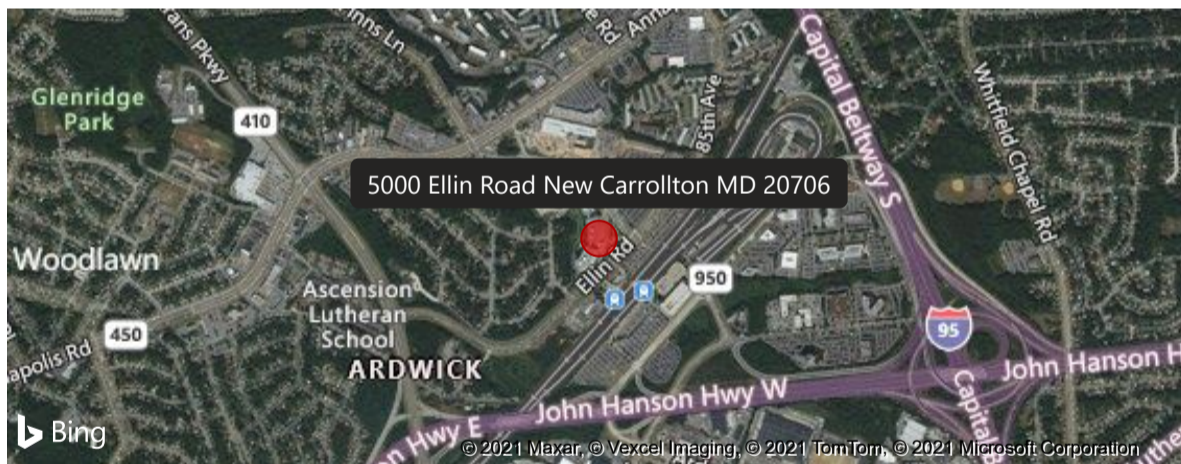
DoDAAC Details :

Office : National Office - Procurement Oita - 2032H5  
 POC : Not Listed  
 Address :5000 Ellin Road New Carrollton MD 20706  
 POC Phone : Not Listed  
 Email : Not Listed

Small Business POC

Office : NATIONAL OFFICE - PROCUREMENT OITA - 2032H5  
 POC : Redacted  
 POC Phone : Redacted  
 Email : Redacted

## Directions



MARKET OVERVIEW